

A young girl with her hair in pigtails, wearing a pink tutu and a floral headband, is captured in a dance pose with her arms raised. She is standing on a polished floor in what appears to be a dance studio. The background is slightly blurred, showing a brick wall and some studio equipment.

Queensland
Ballet

ARTISTIC DIRECTOR LI CUNXIN

Love to read ?
Love to dance !
You don't have to sit still to read!

Queensland Ballet's Extended Activity Pack for the Department of Education and Training's Premier's Reading Challenge 2015.

Contents

General Information	2
The ABC Book of Seasons Helen Martin, Judith Simpson and Cheryl Orsini	4
Pig the Pug Aaron Blabey	5
Hattie and the Fox Mem Fox and Patricia Mulins	6
Polar Bear, Polar Bear, What Do You Hear? Bill Martin Jr and Eric Carle	7
Fire Engine Annabel Savery	8
Can't You Sleep Little Bear? Martine Waddell and Barbara Firth	10
Too Many Elephants in This House Ursula Dubosarsky and Andrew Joyner	11
How Frogmouth Found Her Home Ambelin Kwaymullina	12
Hurry Up Alfie Anna Walker	13
Contact us	14

General Information

Queensland Ballet is a vibrant, creative company which connects people and dance across Queensland. With a culture of creativity and collaboration, complemented by an active program of engagement with our communities, Queensland Ballet has become the central hub for dance in the State.

Some of our youngest dancers now engage with Queensland Ballet in completely new ways. With a focus on children aged 2 – 5 years, and using the Early Years Learning Framework as a guide, Queensland Ballet is proud to be able to stimulate the imagination, musicality and natural movement in each child.

Together with parents, carers, friends and family and by combining books and exciting production elements with live music and movement in fun and interactive ways, a passion for reading, movement, dance and creativity has been ignited.

What is the Early Years Learning Framework?

The Early Years Learning Framework is an early childhood curriculum framework, which guides educators in developing quality, early childhood experiences. For parents, the framework is a platform to understand the teaching and learning concepts occurring daily in day care and kindergarten centres. With the aim to inspire conversations and provide a common language about a child's learning, the framework also provides ways to continue to focus on play-based learning.

How do Queensland Ballet's early childhood classes address the Early Years Learning Framework?

Creatively designed, Queensland Ballet's range of creative movement programs for children aged 2 – 5 years opens young minds to the wonder and magic of ballet, and provides a wonderful chance for parents/ carers to share the joy of dance with the toddlers in their lives.

How can children achieve learning outcomes through creative, dance-based and play-based activities?

When a child is engaged in play and learning, observers may witness children achieving outcomes of the Early Years Learning Framework. For example, children may listen to others' ideas and respect different ways of being and doing, demonstrate a sense of belonging and comfort in their environments, engage in enjoyable interactions using verbal and non-verbal language and share humour, happiness and satisfaction.



General Information

How can parents/carers support further learning and literacy alongside Queensland Ballet?

Queensland Ballet’s creative movement programs created in collaboration with the Queensland Department of Education’s Premier’s Reading Challenge, a celebratory activity that aims to improve literacy and encourage children to engage in reading for pleasure and learning, means you don’t have to sit still to read!

Combining books from the Premier’s Reading Challenge booklist with ballet means these interactive classes give young imaginations a chance to bring their favourite stories to life.

At the completion of each workshop, parents/carers, friends and other family are encouraged to engage in this resource and to explore even more opportunities for learning with their little ones. Relevant outcomes from the Early Years Learning Framework have been referenced as points of evidence so that it can be easily identified when children may be displaying learning outcomes and also as examples of ways to promote greater learning.

Early Years Learning Framework Learning Outcomes

1

Children have a strong sense of identity.

2

Children are connected with and contribute to their world.

3

Children have a strong sense of well-being.

4

Children are confident and involved learners.

5

Children are effective communicators.



The ABC Book of Seasons

Helen Martin, Judith Simpson and Cheryl Orsini

Role Play

A chance to develop and extend language use, and fine motor skills
(EYLF Outcome 3; EYLF Outcome 5)

Collect a basket of clothing that you and your child have at home. Add into the basket some props such as hats, shoes and items that you may use in a specific season (e.g. bucket & spade, mittens).

Name a season and then encourage your child to select clothing/items that match that season. Dress up in those items.

Painting & Drawing

An opportunity to extend children's creativity, fine motor skills and explore different art media
(EYLF Outcome 3; EYLF Outcome 5)

What season is it now? What colours could you use to match this season?

Suggest pictures you and your child could paint or draw.

Summer – bright yellows, greens & blues: beach scenes.

Autumn – browns, reds, oranges, dark greens, olives- leaves falling from the trees.

Winter –whites, pale blues, blacks, browns: tree with no leaves, snow.

Spring – pinks, yellows, pale greens, pale blues: flowers and trees, sun shining.

Rainy weather – greys, blues, white, muddy browns.

Playdough

A chance to develop and extend language use, explore the language of stories and fine motor skills (EYLF Outcome 3; EYLF Outcome 5)

Collect a few firm leaves from the garden or at the park. Roll out green playdough. Press the leaves into the playdough and see the print they leave behind.

Adventure

An opportunity to extend children's creativity, gross motor skills, language skills and explore local areas in a novel way (EYLF Outcome 4; EYLF Outcome 5)

Kites are a cheap and fun item to take to the park or beach to play with in any season. Spend time making the kite with your child at home, then go for an adventure to fly the kite - stay well clear of power lines & overhead wires!

Poetry & Rhyme

A chance to develop and extend language use, explore the language of poetry, and learn about the pre-phonics skill of rhyming
(EYLF Outcome 5)

Seasons of Trees

In spring	In autumn
The trees	The trees
Are a beautiful sight	Are red and gold
Dressed in blossom	And the leaves fall down
Pink and white.	As the days grow cold.
In summer	In winter
The trees	The trees
Are full of treats	Are bare and plain
Apples and pears	Waiting for spring
And cherries to eat.	To dress them again.

Internet exploration

(EYLF Outcome 4; EYLF Outcome 5)

The Seasons Song

<https://www.youtube.com/watch?v=x5Lig67t2xg>

Pig the Pug

Aaron Blabey

Role Play

A chance to develop and extend language use, and fine motor skills (EYLF Outcome 3; EYLF Outcome 5)

Play games with your child that involve sharing and turn-taking. Talk your child through the steps, saying things like, “Now it’s my turn to build the tower, then it’s your turn. You share the red blocks with me, and I’ll share the green blocks with you”.

Painting & Drawing

An opportunity to extend children’s creativity, fine motor skills and explore different art media (EYLF Outcome 3; EYLF Outcome 5)

Ask your child to draw Pig & Trevor being friends. Discuss what they do to become friends.

Playdough

A chance to develop and extend language use, explore the language of stories and fine motor skills (EYLF Outcome 3; EYLF Outcome 5)

Using playdough, roll it out and cut shapes using cookie cutters. Can you make a tower using the shapes? How high can you make it before it falls?

Can you make a sausage dog like Trevor using playdough and tooth picks? What could you use to make his long tail?

Adventure

An opportunity to extend children’s creativity, gross motor skills, language skills and explore local areas in a novel way (EYLF Outcome 4; EYLF Outcome 5)

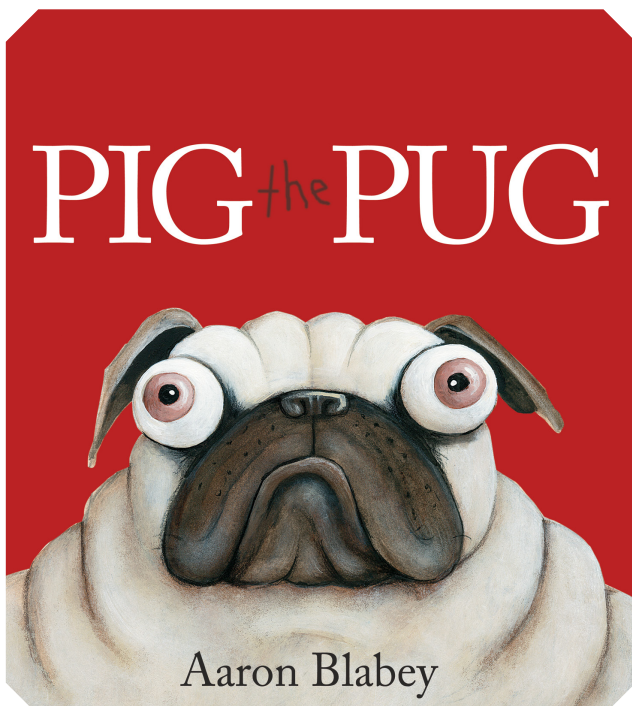
Plan a walk to your nearest dog park. Take your camera, ask the owners if you can take photos of their dogs. How many different dogs can you see? Are there any pugs or dachshunds (sausage dogs)?

Internet exploration

(EYLF Outcome 4; EYLF Outcome 5)

Pig the Pug read by Aaron Blabey

<https://www.youtube.com/watch?v=YVOZXaTgBic>



Hattie and the Fox

Mem Fox and Patricia Mulins

Role Play

A chance to develop and extend language use, and fine motor skills (EYLF Outcome 3; EYLF Outcome 5)

When Hattie sees the Fox it's a bit like playing "I Spy".
What a great opportunity to introduce your child to the game of "I Spy".

"I spy with my little eye something that has two brown eyes, a nose and is covered in fur?"
— Your puppy!

Playdough

A chance to develop and extend language use, explore the language of stories and fine motor skills (EYLF Outcome 3; EYLF Outcome 5)

Using playdough and cookie cutters make farm yard animals. Can you make a whole farm yard? Who is hiding in the bushes?

Adventure

An opportunity to extend children's creativity, gross motor skills, language skills and explore local areas in a novel way (EYLF Outcome 4; EYLF Outcome 5)

Plan a walk to the park with your child and a friend. Find some safe bushes that you and the children can spy into — "Goodness Gracious me I can see... hiding in the bushes." Can you turn this into a story for your child at bedtime?

Poetry & Rhyme

A chance to develop and extend language use, explore the language of poetry, and learn about the pre-phonics skill of rhyming (EYLF Outcome 5)

Hickety, Picket, My Black Hen


Hickety, Picket, my black hen
She lays eggs for gentlemen.
Gentlemen come every day
To see what my black hen does lay.
Hickety, Picket, my black hen
She lays eggs for gentlemen.
Sometimes nine, sometimes ten
Hickety, Picket, my black hen.

Internet exploration

(EYLF Outcome 4; EYLF Outcome 5)

Hattie and the Fox performed by Yr 2 students

<https://www.youtube.com/watch?v=i3q0JsFNmHQ>



Polar Bear, Polar Bear, What Do You Hear?

Bill Martin Jr and Eric Carle

Role Play

A chance to develop and extend language use, and fine motor skills (EYLF Outcome 3; EYLF Outcome 5)

Collect toy animals (e.g. small plastic ones) and place one at a time on a plastic serving tray. Cover with a tea-towel. Describe the animal for your child, what sound does it make? Ask your child to name the animal. Let them pull the towel off when they guess correctly.

Painting & Drawing

An opportunity to extend children's creativity, fine motor skills and explore different art media (EYLF Outcome 3; EYLF Outcome 5)

Draw and paint some zoo animals.
What about making them outrageous colours?

Playdough

A chance to develop and extend language use, explore the language of stories and fine motor skills (EYLF Outcome 3; EYLF Outcome 5)

Make zoo animals out of playdough. Use the toy binoculars with your child to find the animals then say the rhyme. "Joshua, Joshua, what do you hear?" Then reply with "I hear a lion roaring in my ear" – for example.

Adventure

An opportunity to extend children's creativity, gross motor skills, language skills and explore local areas in a novel way (EYLF Outcome 4; EYLF Outcome 5)

Discount stores often sell toy binoculars.
Buy a set in preparation for a zoo adventure.

Follow your zoo adventure with a walk to the local park. Take your binoculars and use your ears to listen for animals that may be there. Can you take photographs of the animals when you find them then make a new book about your adventure?

Poetry & Rhyme

A chance to develop and extend language use, explore the language of poetry, and learn about the pre-phonics skill of rhyming (EYLF Outcome 5)

Teddy Bear, Teddy Bear

Teddy bear, teddy bear, turn around!
Teddy bear, teddy bear touch the ground
Teddy bear, teddy bear, jump up high
Teddy bear, teddy bear, touch the sky
Teddy bear, teddy bear, bend down low
Teddy bear, teddy bear, touch your toes
Teddy bear, teddy bear, turn off the light
Teddy bear, teddy bear, say good night!



Fire Engine

Annabel Savery

Role Play

A chance to develop and extend language use, and fine motor skills (EYLF Outcome 3; EYLF Outcome 5)

Before discussing safety in and around your home “Google” Queensland Fire and Emergency Services – Blazer’s Safety tips. This is a fun free booklet to stimulate discussion around fire safety at home.

Using Blazer’s “Get down low & go, go go!” plan with your child and family how to evacuate your home in an emergency. This can be fun but also is a great opportunity to safe guard your family in case of an emergency.

Painting & Drawing

An opportunity to extend children’s creativity, fine motor skills and explore different art media (EYLF Outcome 3; EYLF Outcome 5)

Colour-in the “Stop, cover, drop & roll” picture on the next page.

Playdough

A chance to develop and extend language use, explore the language of stories and fine motor skills (EYLF Outcome 3; EYLF Outcome 5)

Collect toy cars and trucks. Roll out the play dough. What happens when you roll the trucks and cars across the playdough? How are they different? Can you make different patterns?

Adventure

An opportunity to extend children’s creativity, gross motor skills, language skills and explore local areas in a novel way (EYLF Outcome 4; EYLF Outcome 5)

Organise a walk around your neighbourhood. Take photos and make a scrapbook page to record your adventure and read as a bedtime story. Can you find the nearest:

Fire hydrant?

Fire extinguisher?

Fire station?

Fire truck?

Is there an evacuation point at your shopping centre?





Fire Engine

Annabel Savery



Stop, Cover, Drop and Roll.



Can't You Sleep Little Bear?

Martine Waddell and Barbara Firth

Role Play

A chance to develop and extend language use, and fine motor skills (EYLF Outcome 3; EYLF Outcome 5)

At home make a bed using recycled boxes and your child's toy teddy bears. Recreate Little Bear being scared of the dark from the story. Ask your child to be a Big Bear and help you get Little Bear to sleep. What words might they use? What do you do to help them settle at night?

Painting & Drawing

An opportunity to extend children's creativity, fine motor skills and explore different art media (EYLF Outcome 3; EYLF Outcome 5)

Talk to your child about ways that you could help Little Bear to go to sleep. Ask your child to complete a drawing that would help Little Bear go to sleep at night. Hang it near where your child sleeps and use it as a storytelling prompt at bed time.

Playdough

A chance to develop and extend language use, explore the language of stories and fine motor skills (EYLF Outcome 3; EYLF Outcome 5)

Make Big Bear & Little Bear out of playdough with your child. Use your bears to retell the story of Can't You Sleep Little Bear?

Poetry & Rhyme

A chance to develop and extend language use, explore the language of poetry, and learn about the pre-phonics skill of rhyming (EYLF Outcome 5)

Five Little Bears

Five little bears	Two little bears
Heard a loud roar	Having lots of fun
One ran away	One went home
Then there were four!	Then there was one!

Four little bears	One little bear
Climbing up a tree	Feeling all alone
One slid down	Ran to his mother
Then there were three!	Then there were none!

Three little bears
Deciding what to do
One fell asleep
Then there were two!
(Instructions for actions – start with five fingers up standing. Fold one finger down as each bear runs away)



Too Many Elephants in This House

Ursula Dubosarsky and Andrew Joyner

Role Play

A chance to develop and extend language use, and fine motor skills (EYLF Outcome 3; EYLF Outcome 5)

What do you have too many of in your house? How would you feel if you had to get rid of some? Could you help tidy things up so there weren't too many?

Painting & Drawing

An opportunity to extend children's creativity, fine motor skills and explore different art media (EYLF Outcome 3; EYLF Outcome 5)

How to draw an elephant – https://www.youtube.com/watch?v=N_D3cwuGy7c

Playdough

A chance to develop and extend language use, explore the language of stories and fine motor skills (EYLF Outcome 3; EYLF Outcome 5)

Make lots of elephants out of playdough. How many can you fit on a plate?

Adventure

An opportunity to extend children's creativity, gross motor skills, language skills and explore local areas in a novel way (EYLF Outcome 4; EYLF Outcome 5)

Visit a pet shop. What houses do animals live in? Are there any animals that live all crowded together? Are they happy in there? Do they get to play?



Adventure

An opportunity to extend children's creativity, gross motor skills, language skills and explore local areas in a novel way (EYLF Outcome 4; EYLF Outcome 5)

Visit a pet shop. What houses do animals live in? Are there any animals that live all crowded together? Are they happy in there? Do they get to play?

Poetry & Rhyme

A chance to develop and extend language use, explore the language of poetry, and learn about the pre-phonics skill of rhyming (EYLF Outcome 5)

Five Grey Elephants

One grey elephant balancing.
Step-by-step on a piece of string.
They thought it was such a wonderful stunt.
That he called for another elephant.

Two grey elephants balancing.
Step-by-step on a piece of string.
They thought it was such a wonderful stunt.
That they called for another elephant.

Three grey elephants balancing.
Step-by-step on a piece of string.
They thought it was such a wonderful stunt.
That they called for another elephant.

Four grey elephants balancing.
Step-by-step on a piece of string.
They thought it was such a wonderful stunt.
That they called for another elephant.

Five grey elephants balancing.
Step-by-step on a piece of string.
All of a sudden the piece of string broke.
And down came all the 'ele-folk'.

How Frogmouth Found Her Home

Ambelin Kwaymullina

Role Play

A chance to develop and extend language use, and fine motor skills (EYLF Outcome 3; EYLF Outcome 5)

Organise a game of hide and seek around the house. Who can get home first?

Painting & Drawing

An opportunity to extend children's creativity, fine motor skills and explore different art media (EYLF Outcome 3; EYLF Outcome 5)

Discount stores often sell pads of nice black drawing paper. Make a collection of white and yellow shades of crayons and pencils. Draw a night sky using the different media.

Playdough

A chance to develop and extend language use, explore the language of stories and fine motor skills (EYLF Outcome 3; EYLF Outcome 5)

Make a playdough night sky using yellow or white playdough. Roll out shapes of stars and the moon. Place them on a piece of black card or a black placemat.

Adventure

An opportunity to extend children's creativity, gross motor skills, language skills and explore local areas in a novel way (EYLF Outcome 4; EYLF Outcome 5)

Plan a night time adventure - sit outside on a warm blanket and listen and look for animals you can hear or see. What nocturnal animals live near you?

Internet exploration

(EYLF Outcome 4; EYLF Outcome 5)

The Tale of a Tiny Tawny Frogmouth

https://www.youtube.com/watch?v=32b_eqz_RT8



Hurry Up Alfie

Anna Walker

Role Play

A chance to develop and extend language use, and fine motor skills (EYLF Outcome 3; EYLF Outcome 5)

Using a toy clock, role play what you do during the day – wake up time, breakfast, get dressed, pack bags, go out, lunch ...

Painting & Drawing

An opportunity to extend children's creativity, fine motor skills and explore different art media (EYLF Outcome 3; EYLF Outcome 5)

When would you need your red umbrella? Using crayons or pencils draw a rainy day picture with a big red umbrella. Start a scrapbook of stories to read at night.

Playdough

A chance to develop and extend language use, explore the language of stories and fine motor skills (EYLF Outcome 3; EYLF Outcome 5)

Make Alfie out of playdough and make Mum out of playdough too. What could you use to make the spikes on their back?

Poetry & Rhyme

A chance to develop and extend language use, explore the language of poetry, and learn about the pre-phonics skill of rhyming (EYLF Outcome 5)

Der Glumph

Der glumph went the Little Green Frog One Day

Der glumph went the little green frog one day,

Der glumph went the little green frog,

Der glumph went the little green frog one day,

And the frog went glumph, glumph, glumph!

But we all know frogs go (clap)

La de da de dah,(clap) La de da de dah,(clap) La de da de dah.

We all know frogs go La de da de dah,

They don't go glumph glumph glumph!

Internet exploration

(EYLF Outcome 4; EYLF Outcome 5)

Anna Walker

www.annawalker.com.au/books#alfie



Contact us

Erin Halliday Education and Engagement Manager

Queensland Ballet

The Thomas Dixon Centre, Cnr Drake St & Montague Road, West End, Q 4101

PO Box 3791, South Brisbane, Q 4101

Phone 07 3013 6626

ehalliday@queenslandballet.com.au

Our Partners



Queensland Government

Queensland Ballet is the Department of Education and Trainings Premier's Reading Challenge 2015 Official Artistic Partner.



Resources have been created in collaboration with Queensland Ballet and Anne Pearson, Early Childhood Teachers Association, State Coordinating Committee Member.

For more information

For more information about the Early Childhood Teachers Association visit
<http://www.ecta.org.au/>

For more information about the Early Years Learning Framework visit
<http://www.mychild.gov.au/agenda/early-years-framework>

For more information about the Premier's Reading Challenge visit
<http://education.qld.gov.au/schools/readingchallenge/>